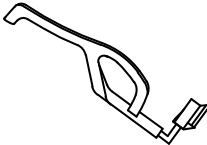

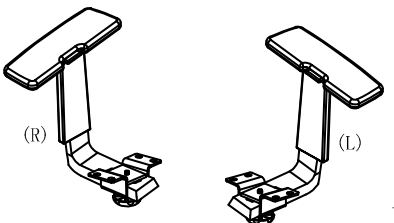
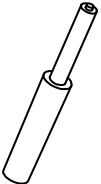
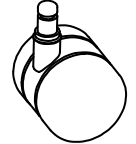
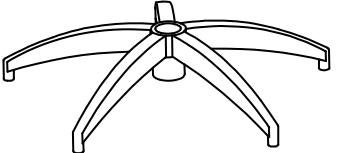





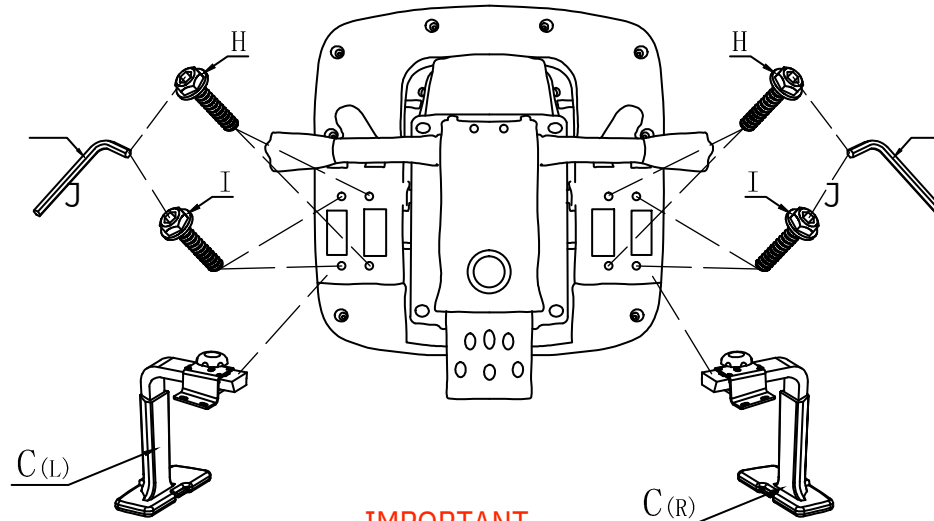


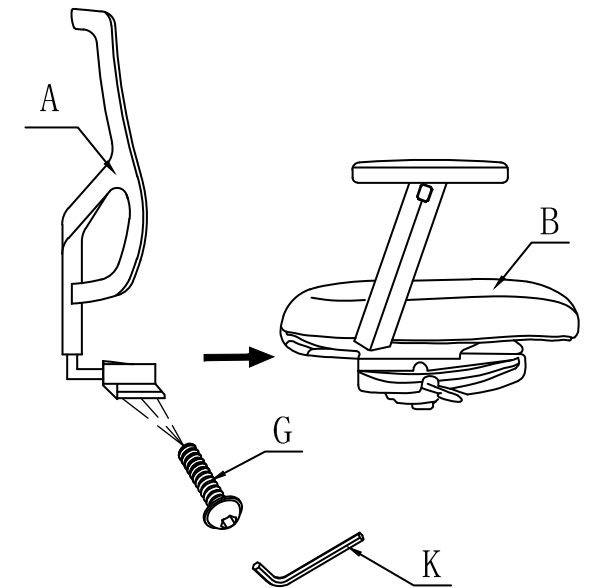
<p>A</p>  <p>1PC</p>	<p>B</p>  <p>1PC</p>
<p>C</p>  <p>1PC</p>	
<p>D</p>  <p>1PC</p>	<p>E</p>  <p>5PCS</p>
<p>F</p>  <p>1PC</p>	
<p>G</p>  <p>Take out from component "A"</p>	<p>M8*12</p> <p>3PCS</p>
<p>H</p>  <p>Take out from component "B"</p>	<p>M6*25</p> <p>4PCS</p>
<p>I</p>  <p>Take out from component "B"</p>	<p>M6*30</p> <p>4PCS</p>
<p>J</p>  <p>5mm</p>	<p>1PC</p>
<p>K</p>  <p>6mm</p>	<p>1PC</p>

STEP1

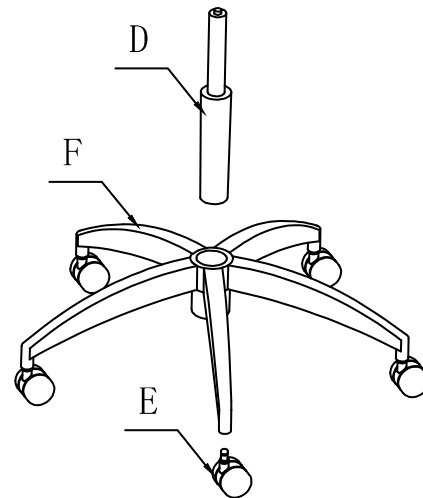


IMPORTANT
Armrests adaptor already assembled.
Slide armrests into the adaptor and tighten with big black screw

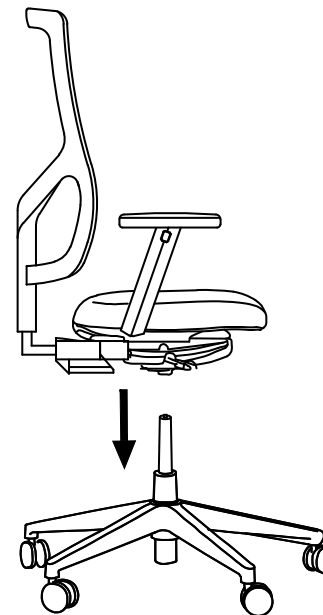
STEP2



STEP3



STEP4



STEP5

